



Financial Tracking Service Tutorial:  
How to find data on humanitarian funding by  
affected country

## TABLE OF CONTENTS

Page 3: Introduction

Page 4: How to find data on a specific affected country

Page 5: How to access data from the map on the homepage

Page 6: Funding “By affected country” landing page

Page 7: Description of a specific affected country page

Page 8: “Summary” tab content - 1

Page 9: “Summary” tab content - 2

Page 10: “Summary” tab content - 3

Page 11: “Summary” tab content - 4

Page 12: Description of the “Data” tab

Page 13: How to use the “Data” tab

## INTRODUCTION

FTS tracks flows of humanitarian aid worldwide with a particular focus on response plans and appeals. For affected countries with an active humanitarian response plan or flash appeal, this means that there are two pages which may be relevant to you: the country page and the response plans/appeals page.

The former summarizes and provides access to all humanitarian funding to actors in the country, both within and outside of the scope of any response plan(s).

The appeal page focusses on the response plan, and adds coverage data to the offering, showing requirements, funding and gaps.

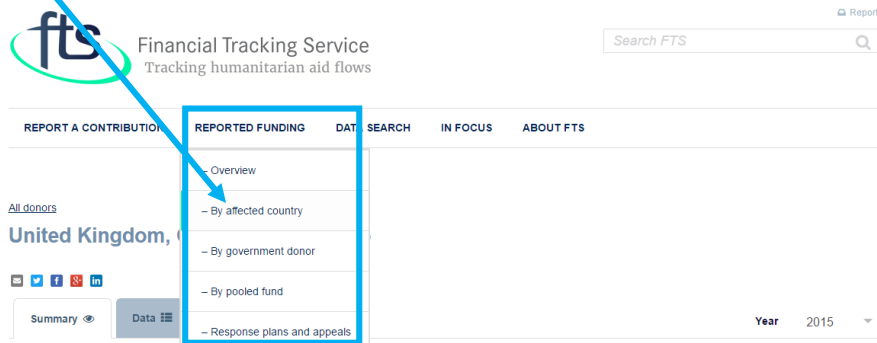
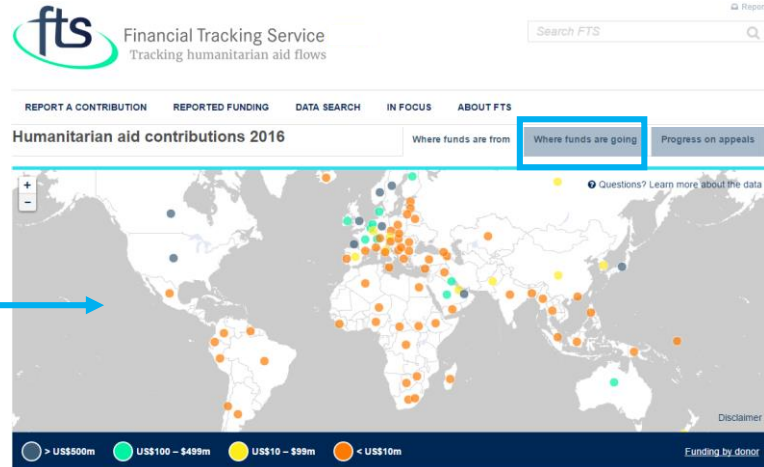
The following is worth keeping in mind:

- If you are looking for coverage data on a particular plan or part thereof, use the appeal page
- If you are looking for all funding to a given country, or a breakdown of what is 'inside' vs 'outside' the response plan/appeal, use the country page
- As response plan/appeal funding is a subset of country funding, filtering a view on a country page by a particular plan will give the same results as viewing the unfiltered view on the relevant response plan/appeal page.

## HOW TO FIND DATA ON A SPECIFIC AFFECTED COUNTRY

There are two navigation pathways to retrieve data on humanitarian funding by affected country:

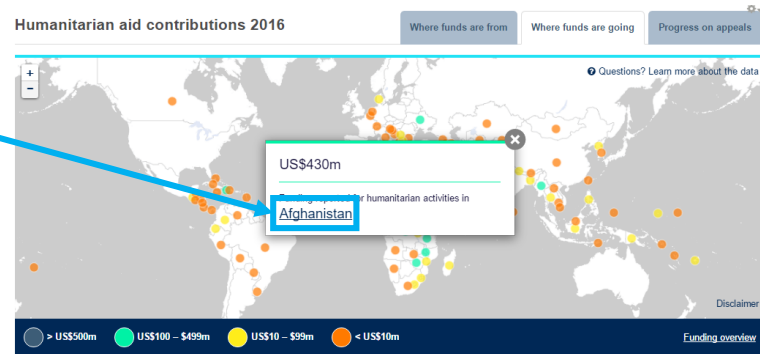
1. From the home page: select the “Where funds are going” tab on the map
2. The country-specific pages under the “Reported funding” menu item (go directly to page 6 for the description)



## THE CLICKABLE MAP ON THE HOMEPAGE

Let's assume that you are looking for information on humanitarian funding received by Afghanistan:

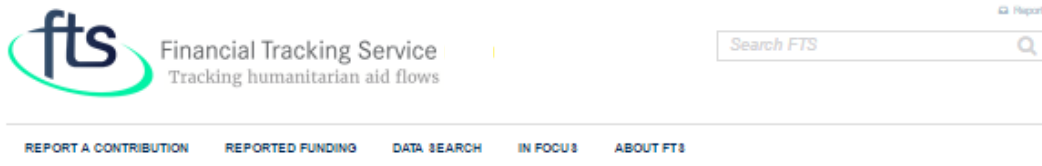
1. Click on the “Where funds are going” tab
2. Click on Afghanistan on the map; a pop-up will appear displaying the total funding reported for humanitarian activities
3. If you want to know more about Afghanistan as recipient country, click on it in the pop-up to be redirected to the country-specific page (go to page 7 for its description)



## REPORTED FUNDING BY AFFECTED COUNTRY LANDPAGE

Selecting “By affected country” under the “Reported funding” menu item you reach a page showing a list of affected countries.

Let’s imagine that you are searching for humanitarian funding flows to Afghanistan, just click on its name to open the country specific page.



The screenshot shows the top navigation bar of the Financial Tracking Service website. The logo 'fts' is on the left, followed by the text 'Financial Tracking Service' and 'Tracking humanitarian aid flows'. A search bar labeled 'Search FTS' is on the right. Below the logo and search bar is a horizontal menu with five items: 'REPORT A CONTRIBUTION', 'REPORTED FUNDING', 'DATA SEARCH', 'IN FOCUS', and 'ABOUT FTS'. The 'REPORTED FUNDING' item is highlighted with a blue background.

### List of affected countries

Select a country to see the most recent information about where funds are going.

[Edit the country overview into block](#)

#### A

[Afghanistan](#)  
[Albania](#)  
[Algeria](#)  
[Angola](#)  
[Anguilla](#)  
[Antigua and Barbuda](#)  
[Argentina](#)  
[Armenia](#)  
[Aruba](#)  
[Australia](#)  
[Austria](#)  
[Azerbaijan](#)

#### B

#### E

[Ecuador](#)  
[Egypt](#)  
[El Salvador](#)  
[Equatorial Guinea](#)  
[Eritrea](#)  
[Ethiopia](#)

#### F

[Fiji](#)  
[French Polynesia](#)

#### G

[Gabon](#)  
[Gambia](#)

#### M

[Macedonia, The Former](#)  
[Madagascar](#)  
[Malawi](#)  
[Malaysia](#)  
[Maldives](#)  
[Mali](#)  
[Malta](#)  
[Marshall Islands](#)  
[Mauritania](#)  
[Mauritius](#)  
[Mexico](#)  
[Micronesia, Federated](#)  
[Moldova, Republic of](#)  
[Mongolia](#)

#### Senegal

[Serbia](#)  
[Serbia and Montenegro](#)  
[Seychelles](#)  
[Sierra Leone](#)  
[Singapore](#)  
[Slovakia](#)  
[Slovenia](#)  
[Solomon Islands](#)  
[Somalia](#)  
[South Africa](#)  
[South Sudan](#)  
[Spain](#)  
[Sri Lanka](#)  
[Sudan](#)  
[Suriname](#)

## REPORTED FUNDING BY SPECIFIC AFFECTED COUNTRY

By default, the landing page of Afghanistan opens up showing the current year summary figures. Two tabs sit on top of the charts: “Summary” and “Data”.

The “Summary” presents key data through a series of charts.

The “Data” tab allows you to look more closely to data details.

Select your year of interest before starting your data analysis by using the “Year” selector.

The side bar displays the links to all the appeals related to the selected country.

The next pages explain the content offered by each tab.

The screenshot shows the Financial Tracking Service (fts) website interface. At the top, the fts logo and 'Financial Tracking Service Tracking humanitarian aid flows' are visible. A search bar labeled 'Search FTS' is on the right. Below the header is a navigation menu with links: 'REPORT A CONTRIBUTION', 'REPORTED FUNDING', 'CUSTOM SEARCH (OLD FTS SITE)', 'IN FOCUS', and 'ABOUT FTS'. The main content area is titled 'Afghanistan 2016' and includes social media icons. Two tabs, 'Summary' and 'Data', are highlighted with blue boxes. To the right, a 'Year' selector is set to '2016'. Below the tabs, a 'Highlights as at 13 January 2017' section displays key statistics:

- Total reported funding: US\$440.1m
- Funding as a % of global total: 1.9%
- Funding through appeals/response plans: US\$261.2m (59.3%)
- Funding through pooled funds: US\$48.6m (11%)
- Number of appeals/response plans: 2

A link 'Take me to this data' is provided below the statistics. On the right side, a 'Related appeals' sidebar lists several links, including 'Afghanistan 2016', 'Afghanistan Flash Appeal: One million people on the move (September - December 2016)', and 'Afghanistan Humanitarian Action Plan 2010'.

## REPORTED FUNDING BY AFFECTED COUNTRY: SUMMARY TAB - 1

Let's assume that you are searching for 2016 humanitarian funding flows to Afghanistan; click on the "Year" button to select 2016.

fts Financial Tracking Service  
Tracking humanitarian aid flows

REPORT A CONTRIBUTION REPORTED FUNDING CUSTOM SEARCH (OLD FTS SITE) IN FOCUS ABOUT FTS

Afghanistan 2017

Summary Data tab

Emergency year 2017

Related appeals

- Afghanistan 2016
- Afghanistan Flash Appeal: One million

The "Highlights" pane gives you the snapshot on the total funding and other key figures for the selected year.

Highlights as at 13 January 2017

- Total reported funding: US\$440.1m
- Funding as a % of global total: 1.9%
- Funding through appeals/response plans: US\$261.2m (59.3%)
- Funding through pooled funds: US\$48.6m (11%)
- Number of appeals/response plans: 2

[Take me to this data](#)

The "Response plan/appeal" table lists all the existing response plans/appeals for the selected country and year. The table will be empty in case the country does not have any appeal.

Response plans/appeals	Funded (US\$m)	Required (US\$m)	% coverage
<a href="#">Afghanistan 2016</a>	200.9	338.8	59.3%
<a href="#">Afghanistan Flash Appeal: One million people on the move (September - December 2016)</a>	60.3	152.1	

**TIP 1:** click on appeal/plan to open its page.

**TIP 2:** hover over each pane to make the download button appear. Click on the button to display the download menu.

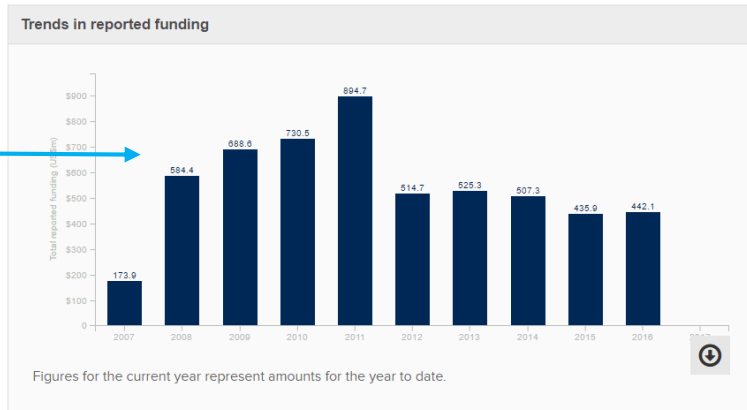
Trends in reported funding

- DOWNLOAD AS IMAGE (PNG)
- DOWNLOAD AS EXCEL FILE (XLS)
- DOWNLOAD AS EXCEL FILE (CSV)

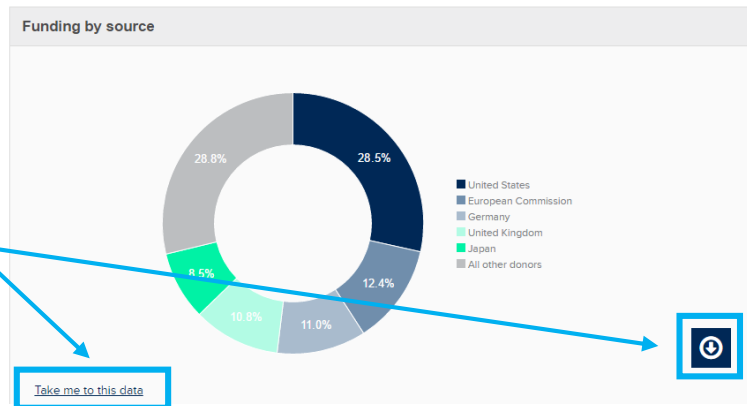


## REPORTED FUNDING BY AFFECTED COUNTRY: SUMMARY TAB - 2

The “Trends in reported funding” chart shows the funding trend to Afghanistan of the last 10 years.



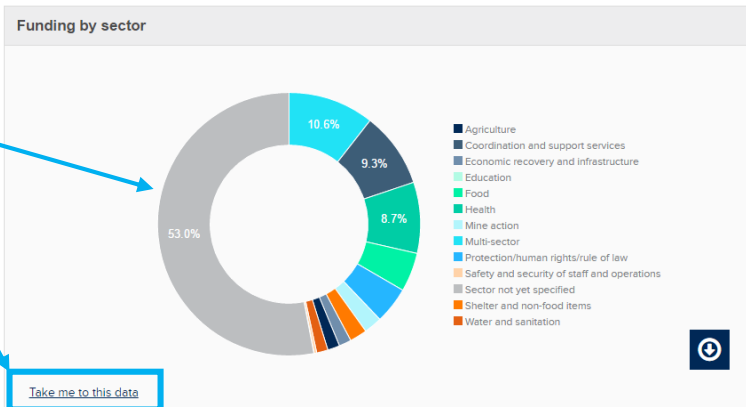
The “Funding by source” graph reports the largest 5 funding sources. To see the complete list, click on “Take me to this data” link. If you want to download the chart, hover over the pane to make the download button appear.



## REPORTED FUNDING BY AFFECTED COUNTRY: SUMMARY TAB - 3

The “Funding by sector” chart shows the total funding to Afghanistan by sector.

To see the complete list, click on “Take me to this data” link.



The “Largest UN recipient” table shows the largest funding to UN organizations in Afghanistan.

To see the complete list, click on “Take me to this data”.

**Largest UN recipients**

Recipient organization	Funded (US\$m)	As a share of total funding (%)
United Nations High Commissioner for Refugees	122.4	277%
World Food Programme	38.2	8.6%
United Nations Population Fund	0.2	0.1%
United Nations Office for Project Services	0.2	0.1%

[Take me to this data](#)

The sixth pane reports the largest funding to NGO organizations in Afghanistan.

To see the complete list, click on “Take me to this data”.

**Largest NGO, Red Cross/Red Crescent and other organizational recipients**

Recipient organization	Funded (US\$m)	As a share of total funding (%)
International Committee of the Red Cross	94.7	21.4%
CARITAS	5.2	1.2%
International Medical Corps UK	4.4	1%
International Rescue Committee	3.6	0.8%

[Take me to this data](#)

## REPORTED FUNDING BY AFFECTED COUNTRY: SUMMARY TAB - 4

The seventh pane shows the allocations channeled through pooled funding mechanism (CERF and, if present, the specific Country Based Pooled Fund). Hover over the pane to make the download button appear, then click on it to make the download menu display.

Allocations through pooled funding mechanisms		
	Contributions to fund (US\$m)	Allocations by fund (US\$m)
Central Emergency Response Fund	0	9.8
Common Humanitarian Fund	56.5	38.8

- DOWNLOAD AS IMAGE (PNG)
- DOWNLOAD AS EXCEL FILE (XLS)
- DOWNLOAD AS EXCEL FILE (CSV)

If the information included in the “Summary” tab is not enough for your research, you can dig more in our database by clicking on the “Data” tab.

fts Financial Tracking Service  
Tracking humanitarian aid flows

Report

Search FTS

REPORT A CONTRIBUTION   REPORTED FUNDING   CUSTOM SEARCH (OLD FTS SITE)   IN FOCUS   ABOUT FTS

### Afghanistan 2017

Summary   **Data**

Emergency year 2017

Related appeals

- Afghanistan 2016
- Afghanistan Flash Appeal: One million

## REPORTED FUNDING BY AFFECTED COUNTRY: DATA TAB

The “Data” tab has several Views. The default view is by Individual Flows. The Individual flows View provides a table with one line for each contribution by the donor.

The other Views aggregate the information according to the selected parameter.

You can change the parameters by selecting a different year or a different view.

Totals

Total funding made available: US\$416,607,603  
Total funding reallocated: US\$0  
Total pledges: US\$52,803,713  
Displaying 1 - 50 of 289

Boundary	Donor	Recipient	Description	Sector	Amount (US\$)	Funding status	Flow ID
Incoming	United Kingdom, Government of	Office for the Coordination of Humanitarian Affairs	Afghanistan - OCHA Office (OCT-4903)	Coordination and support services	\$ 52,872	Paid Contribution	128571
Incoming	Italy, Government of	Afghanistan, Government of	Bilateral contribution: the initiative is aimed at increasing the quality and access to basic services for vulnerable people and at enhancing resilience to natural disasters of population living in affected areas of the Province. (AID 10657)		\$1,124,859	Pledge	132077
Incoming	United States of America, Government of	World Food Programme (USAID/FFP)	to be allocated to specific projects		\$27,000,000	Pledge	135214

Related appeal

- Afghanistan 2016
- Afghanistan Flash Appeal: One million people on the move (September - December 2016)

Filter by boundary

Incoming (205)

Internal (84)

Filter by plan

Afghanistan 2016 (193)

Funding not towards a plan (76)

Afghanistan Flash Appeal (20)

Filter by donor

Afghanistan CHF (84)

United States of America.

The download button is available at the top-right of each displayed table.

The side bar includes links to existing plans/appeals (if in place), and filters to refine your search.

**NOTE:** the first column (Boundary) classifies flows as incoming, internal (such as reallocations), and outgoing (such as carryovers). To avoid double counting, never sum incoming with internal and outgoing flows.

## REPORTED FUNDING BY AFFECTED COUNTRY: HOW TO USE DATA TAB

Let's assume that you want to know now the total funding to Afghanistan for 2015, by donor:

1. Change year to 2015
2. Select "Donor" from the list of possible views
3. See the results

Summary Data

Year 2015 View by Donor

Totals

Total funding made available: US\$435,981,880

Related appeal

- Afghanistan 2015

Filter by plan

Summary Data

Year 2015 View by Donor

Related appeal

- Afghanistan 2015

Filter by plan

- Afghanistan 2015 (138)
- Funding not towards a plan (58)
- Afghanistan 2016 (3)

Filter by donor

- United States of America, Government of (32)
- European Commission's Humanitarian Aid and Civil Protection Department (22)
- Japan, Government of (19)
- Germany, Government of (14)

Totals

Total funding made available: US\$435,981,880

Total pledges: US\$0

Displaying 1 - 30 of 30

DOWNLOAD

Donor organization	Funding US\$	Pledges US\$
Afghanistan CHF	\$13,974,559	\$0
Australia, Government of	\$10,479,816	\$0
Belgium, Government of	\$330,400	\$0
Canada, Government of	\$11,543,837	\$0
Central Emergency Response Fund	\$13,786,504	\$0
Denmark, Government of	\$14,101,702	\$0
European Commission	\$716,233	\$0
European Commission's Humanitarian Aid and Civil Protection Department	\$30,277,622	\$0
United Kingdom, Government of	\$4,603,000	\$0

### TIPS:

- click on columns' header to change data sorting.
- Use filters for deeper data analysis



Thank You

**Contact us at [fts@un.org](mailto:fts@un.org)**