



Financial Tracking Service Tutorial:
How to find data on humanitarian funding by
government donor

TABLE OF CONTENTS

Page 3: Introduction – How to find data on a specific government donor

Page 4: How to access data from the map on the homepage

Page 5: How to navigate the “By government donor” page

Page 6: Specific government donor page

Page 7: “Summary” tab content - 1

Page 8: “Summary” tab content - 2

Page 9: “Summary” tab content - 3

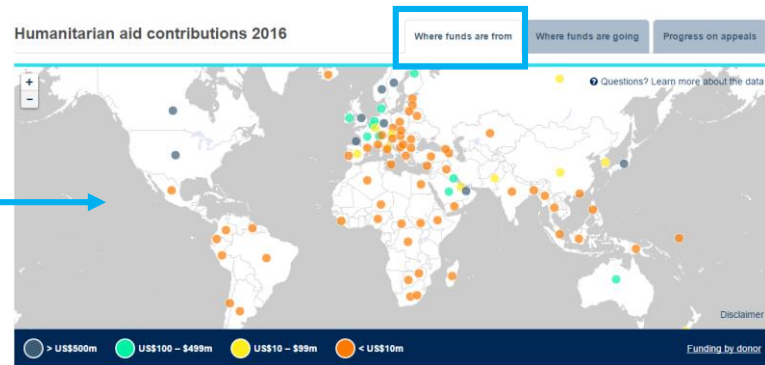
Page 10: “Data” tab

Page 11: How “Data” tab works

INTRODUCTION

There are two navigation pathways to retrieve data on humanitarian funding by government donor:

1. From the home page: select the “Where funds are from” tab on the map
2. The country-specific pages under the “Reported funding” menu item (go directly to page 5 for the description)



Report

Search FTS

REPORT A CONTRIBUTION | REPORTED FUNDING | DATA SEARCH | IN FOCUS | ABOUT FTS

Humanitarian aid co

Where funds are from | Where funds are going | Progress on appeals

Questions? Learn more about the data

- Overview
- By affected country
- By government donor
- By pooled fund
- Response plans and appeals

THE CLICKABLE MAP ON THE HOMEPAGE

Let's assume that you are looking for data on funds contributed by the United Kingdom government:

1. Click on the "Where funds are from" tab
2. Click on United Kingdom on the map; a pop-up box will appear displaying the total funding reported for the current year
3. If you want to know more about United Kingdom as donor government, click on its name in the pop-up box to be redirected to the country-specific page (go to page 6 for its description)



REPORTED FUNDING BY GOVERNMENT DONOR LANDPAGE

Selecting “By government donor” under the “Reported funding” menu item you reach a page showing a list of government donors.

Let’s imagine that you are searching for humanitarian funds contributed by the United Kingdom government, just click on United Kingdom to open the country specific page.



Financial Tracking Service
Tracking humanitarian aid flows

Report



REPORT A CONTRIBUTION

REPORTED FUNDING

CUSTOM SEARCH (OLD FTS SITE)

IN FOCUS

ABOUT FTS

List of government donors

Select a government donor from the list below to see the most recent information about its contributions:

A

[Afghanistan, Government of](#)
[Albania, Government of](#)
[Algeria, Government of](#)
[Andorra, Government of](#)
[Angola, Government of](#)
[Antigua and Barbuda,...](#)
[Argentina, Government of](#)
[Armenia, Government of](#)
[Australia, Government of](#)
[Austria, Government of](#)
[Azerbaijan, Government of](#)

[El Salvador, Government of](#)
[Equatorial Guinea,...](#)
[Eritrea, Government of](#)
[Estonia, Government of](#)
[Ethiopia, Government of](#)
[European Commission](#)

F

[Faeroe Islands, Government of](#)
[Fiji, Government of](#)
[Finland, Government of](#)
[France, Government of](#)
[French Polynesia,...](#)

[Libya, Government of](#)
[Liechtenstein, Government of](#)
[Lithuania, Government of](#)
[Luxembourg, Government of](#)

M

[Macedonia, Former Yugoslav,...](#)
[Madagascar, Government of](#)
[Malawi, Government of](#)
[Malaysia, Government of](#)
[Maldives, Government of](#)
[Mali, Government of](#)
[Malta, Government of](#)

S

[Saint Kitts and Nevis,...](#)
[Saint Lucia, Government of](#)
[Saint Vincent and the,...](#)
[Samoa, Government of](#)
[San Marino, Government of](#)
[Saudi Arabia \(Kingdom of\),...](#)
[Senegal, Government of](#)
[Serbia and Montenegro,...](#)
[Serbia, Government of](#)
[Sierra Leone, Government of](#)
[Singapore, Government of](#)

REPORTED FUNDING BY SPECIFIC GOVERNMENT DONOR

By default, the landing page of United Kingdom opens up showing the current year summary figures.

Two tabs sit on top of the charts: “Summary” and “Data”.

The “Summary” presents key data through a series of charts.

The “Data” tab allows you to look more closely to data details.

Select you year of interest before starting your data analysis by using the “Year” selector.

The next pages explain the content offered by each tab.

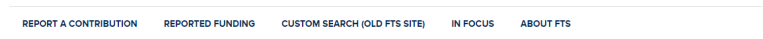
The screenshot displays the Financial Tracking Service (fts) interface for the United Kingdom, Government of 2016. At the top, there is a search bar and navigation tabs: REPORT A CONTRIBUTION, REPORTED FUNDING, DATA SEARCH, IN FOCUS, and ABOUT FTS. Below the navigation, the page title is 'United Kingdom, Government of 2016'. A 'Summary' tab is selected, and a 'Year' selector is set to 2016. The main content area shows a 'Government donor snapshot for 2016 as at 15 January 2017' with the following statistics:

- US\$1.8bn total funding reported to FTS
- Percentage of total going to top three countries: 39%
- Percentage of total spent through appeal funds: 20.4%
- Percentage of total spent through appeals/response plans: 61.8%


Below the snapshot is a 'Trends in reported funding' bar chart showing 'Total reported funding in the latest year shown (far right bar) represents funding reported for the year to date.' The chart shows funding from 2003 to 2017, with values ranging from 0.5 to 1.8 billion USD. The legend indicates 'Response plans/appeal funding' (dark blue) and 'Other funding' (green).

At the bottom, a 'Funding to affected countries' donut chart shows the distribution of funding: 22.1% to the Syrian Arab Republic and 16.8% to Yemen.

REPORTED FUNDING BY SPECIFIC GOVERNMENT DONOR: SUMMARY TAB



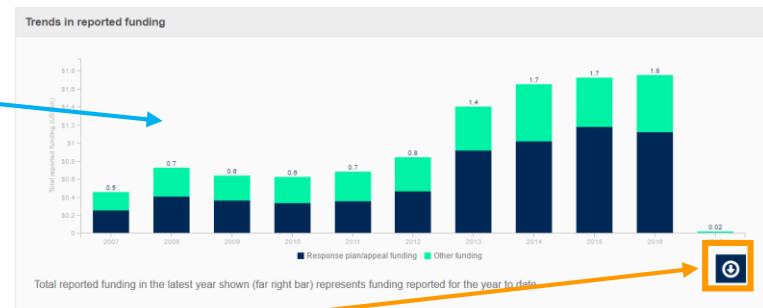
Let's assume that you are searching for 2015 humanitarian funding; use the "Year" selector to select 2015.



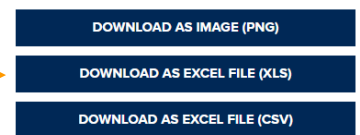
The "Government donor snapshot" shows the total funding for the selected year.



The "Trends in reported funding" chart displays the trend in contributions by the United Kingdom government over the past 10 years, broken down by funding within and outside of response plans/appeals.



TIP: hover over each pane to make the download button appear. Click on the button to display the download menu.

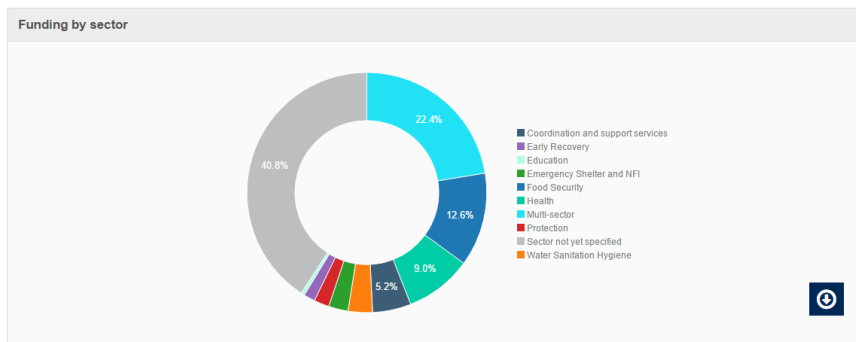
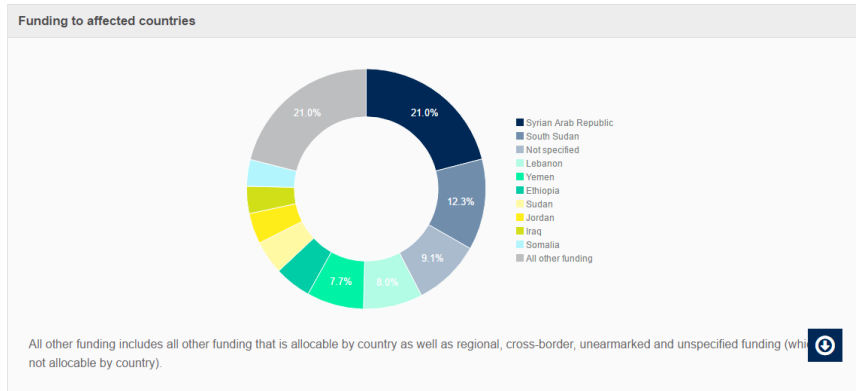


REPORTED FUNDING BY SPECIFIC GOVERNMENT DONOR: SUMMARY TAB

The “Funding by affected countries” chart shows the 10 largest recipients of funding by United Kingdom government.

Go to Data tab, View by Country for the full list of countries in receipt of funding (see page 10).

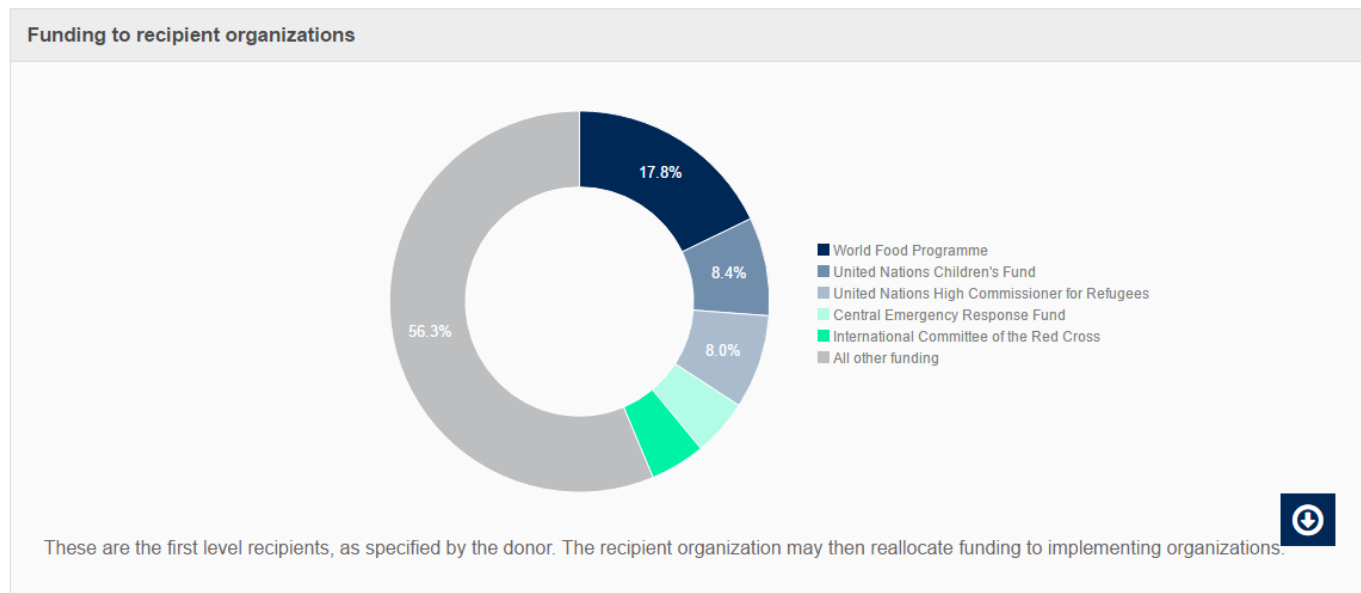
The “Funding by sector” chart reports the total funding contributed by the United Kingdom government, divided by sector.



REPORTED FUNDING BY SPECIFIC GOVERNMENT DONOR: SUMMARY TAB

The “Funding to recipient organizations” chart shows the largest organizational recipients of funding by the United Kingdom government.

Go to Data tab, View by Recipient for the full list of organizations in receipt of funding (see page 10).



REPORTED FUNDING BY SPECIFIC GOVERNMENT DONOR: DATA TAB

If the information included in the “Summary” tab is not enough for your research, you can dig more in our database by clicking on the “Data” tab. The download button is available at the top-right of each displayed table.

fts Financial Tracking Service
Tracking humanitarian aid flows

REPORT A CONTRIBUTION REPORTED FUNDING CUSTOM SEARCH (OLD FTS SITE) IN FOCUS ABOUT FTS

United Kingdom, Government of 2015

Summary Data

Year 2015 View by Individual flows

Total funding made available: US\$1,722,636,744
Total pledges: US\$154,980,154
Displaying 1 - 50 of 408

Filter by emergency

- Syrian Arab Republic - Civil Unrest (from 2012) (113)
- NEPAL - Earthquake - April 2015 (19)
- Ebola Virus Outbreak - WEST AFRICA - April 2014 (11)

DOWNLOAD

Use the Year selector to change year displayed.

fts Financial Tracking Service

United Kingdom, Government of 2015

Summary Data

Year 2015 View by Individual flows

Total funding made available: US\$1,719,531,154
Total pledges: US\$154,980,154
Displaying 1 - 50 of 407

Filter by emergency

- Syrian Arab Republic - Civil Unrest (from 2012) (110)
- NEPAL - Earthquake - April 2015 (19)
- Ebola Virus Outbreak - WEST AFRICA - April 2014 (11)
- South Sudan Refugee Crisis 2014 - 2016 (9)
- Malawi Floods 2015 (7)
- VANUATU - Tropical Cyclone Pam - March 2015 (6)
- DOMINICA - Tropical Storm Erika - August 2015 (1)
- Ebola - WEST AFRICA - July 2015 (1)

Recipient	Description	Sector	Amount (US\$)	Recipient Type
Ethiopia ERF	Ethiopia - HRF (OCT 4299)		\$9,404.38	
Office for the Coordination of Humanitarian Affairs	Ethiopia - OCHA Office [OCT 4290] [DPID-Multi year-Ethiopia&ERF-2014-2016]	Coordination and support services	\$542,345	Paid Contribution 11170
Ethiopia ERF	Ethiopia - ERF OCT 4290		\$1,178,673	Paid Contribution 11171

The “Data” tab has several Views. The default view is by Individual Flows.

The Individual flows View provides a table with one line for each contribution by the donor. The other Views aggregate the information according to the selected parameter.

The side bar provides filters to refine your search.

REPORTED FUNDING BY GOVERNMENT DONOR : HOW TO USE DATA TAB

Let's assume that you want to know the total amount of funding from the United Kingdom government for 2014 plans and appeals:

1. Change year to 2014
2. Select "Plan/Appeal" from View by menu
3. See the results

United Kingdom, Government of 2016

Summary Data

Year 2016 View by Individual flows

Filter by emergency

- Syrian Arab Republic - Civil Unrest (from 2012) (93)
- Europe (27)
- South Sudan Refugee Crisis 2014 - 2016 (10)
- CARIBBEAN - Hurricane Matthew -

DOWNLOAD

Totals

Total funding made available: US\$1,802,217,015

Total pledges: US\$36,263,044

Displaying 1 - 50 of 100

Summary Data

Year 2014 View by Plan/Appeal

Totals

Total funding made available: US\$1,369,927,266

Total pledges: US\$1,369,927,266

Displaying 1 - 27 of 27

DOWNLOAD

	Funding US\$	Pledges US\$
Afghanistan 2014	\$20,455,699	\$0
Burkina Faso 2014	\$632,107	\$0
Cameroon 2014	\$12,237,791	\$0
Central African Republic 2014	\$12,430,062	\$0
Chad 2014	\$12,599,100	\$0
Democratic Republic of the Congo 2014	\$52,124,433	\$0
Ebola Virus Outbreak - Overview of Needs and Requirements (inter-agency plan for Guinea, Liberia, Sierra Leone, Region) - October 2014 - June 2015	\$137,100,115	\$0

Filter by emergency

- Ebola Virus Outbreak - WEST AFRICA - April 2014 (60)
- Syrian Arab Republic - Civil Unrest (from 2012) (37)
- South Sudan Refugee Crisis 2014 - 2016 (18)
- Ukraine-Civil Unrest-2014 (3)
- PHILIPPINES (2)
- Sahel 2014-2016 (2)
- BALKANS (1)
- PHILIPPINES (1)

Filter by plan

- Funding not towards a plan (122)
- Republic of South Sudan - Crisis

TIPS:

- click on columns' header to change data sorting.
- Use filters for deeper data analysis



Thank You

Contact us at fts@un.org