



Financial Tracking Service Tutorial:
How to find data on humanitarian funding by
pooled fund
(CERF and Country Based Pooled Funds)

TABLE OF CONTENTS

Page 3: Introduction - What are pooled funds?

Page 4: How to find the funding “By pooled fund” page

Page 5: How to navigate the “By pooled fund” page

Page 6: Data available on the “By pooled fund” page - 1

Page 7: Data available on the “By pooled fund” page - 2

Page 8: Data available on the “By pooled fund” page – 3

Page 9: Central Emergency Response Fund (CERF) page

Page 10: CERF page content - 1

Page 11: CERF page content - 2

Page 12: CERF page content – 3

Page 13: Country Based Pool Funds (CBPF) page

Page 14-17: CBPF content

INTRODUCTION

In a humanitarian crisis, humanitarian actors in the field can immediately provide life-saving assistance using pooled funds. There are two types of pooled funds: the Central Emergency Response Fund (CERF) and Country-Based Pooled Funds (CBPF), managed by OCHA.

CERF receives voluntary contributions year-round to provide immediate funding to UN agencies and IOM for life-saving humanitarian action anywhere in the world.

CBPF allow donors to pool their contributions to specific emergencies and can finance the relief activities of a broad range of partners, including national and international NGOs, in the planning and delivery of humanitarian response.

HOW TO FIND THE FUNDING “BY POOLED FUND” PAGE

For a direct access the CERF and CBPF data, click on the “Reported funding” on the menu bar and then select “By pooled fund”.

The screenshot shows the Financial Tracking Service (fts) website interface. At the top left is the fts logo and the text "Financial Tracking Service Tracking humanitarian aid flows". To the right is a search bar labeled "Search FTS" and a "Report" button. Below the header is a navigation menu with the following items: "REPORT A CONTRIBUTION", "REPORTED FUNDING", "DATA SEARCH", "IN FOCUS", and "ABOUT FTS". The "REPORTED FUNDING" item is highlighted with a blue box, and a sub-menu is open below it. The sub-menu items are: "- Overview", "- By affected country", "- By government donor", "- By pooled fund", and "- Response plans and appeals". A blue arrow points from the top of the page down to the "By pooled fund" option. Below the navigation menu, the page content shows "All donors" and "United Kingdom," followed by social media icons and a "Summary" button. At the bottom right, there is a "Year" dropdown menu set to "2015".

HOW TO NAVIGATE THE “BY POOL FUND” PAGE

The page shows the funding to and the funding allocated by pool funds in a specific year.

By default, it shows the current year.

You can retrieve data for a different year by selecting it from the “Year” selector.

The displayed figures change automatically as soon as the FTS database is updated.

The screenshot displays the 'Humanitarian Pooled Funds 2017' page on the fts website. At the top, there is a search bar and a navigation menu with options: 'REPORT A CONTRIBUTION', 'REPORTED FUNDING', 'DATA SEARCH', 'IN FOCUS', and 'ABOUT FTS'. The main heading is 'Humanitarian Pooled Funds 2017'. Below this, there are social media icons and a 'Summary' tab. A 'Year' dropdown menu is set to '2017'. The 'Pooled Funds Snapshot 2017' section contains the following data:

Funding to Pooled Funds in 2017:	US\$45,485,744
	10.5% of reported humanitarian funding
Allocations by Pooled Funds in 2017:	US\$1,107,613
	0.3% of reported humanitarian funding

Below the table is a bar chart titled 'Trend in pooled funds allocations' showing 'Total reported funding (US\$bn)' from 2008 to 2018. The chart is a stacked bar chart with two series: 'CERF Allocations' (dark blue) and 'CBPF Allocations' (teal). The x-axis shows years from 2008 to 2018. The y-axis ranges from 0 to 1.2. A download button (a square with a circular arrow) is located in the bottom right corner of the chart area.

TIP: hover over each pane to make the download button appear.

Click then on the button to display the download menu.

- DOWNLOAD AS IMAGE (PNG)
- DOWNLOAD AS EXCEL FILE (XLS)
- DOWNLOAD AS EXCEL FILE (CSV)

DATA AVAILABLE ON THE “BY POOL FUND PAGE” - 1

Humanitarian Pooled Funds 2017

Summary Year 2017

Pooled Funds Snapshot 2017

Funding to Pooled Funds in 2017:	US\$45,485,744
	10.5% of reported humanitarian funding
Allocations by Pooled Funds in 2017:	US\$1,107,613
	0.3% of reported humanitarian funding

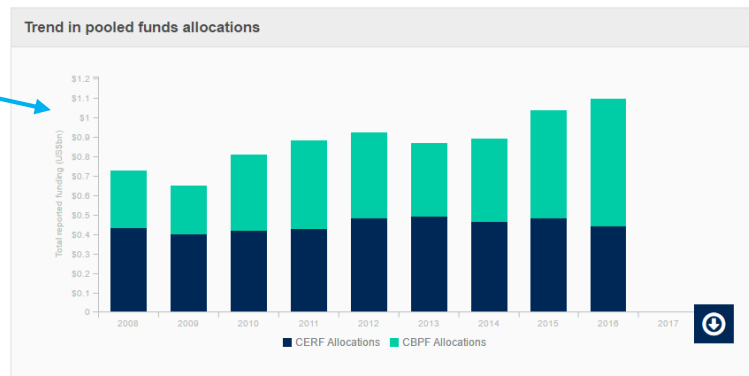
Pooled Funds

- Central Emergency Response Fund
- Country-Based Pooled Funds

The “Pooled fund snapshot” presents the total funding to and allocated by pool funds for the selected year.

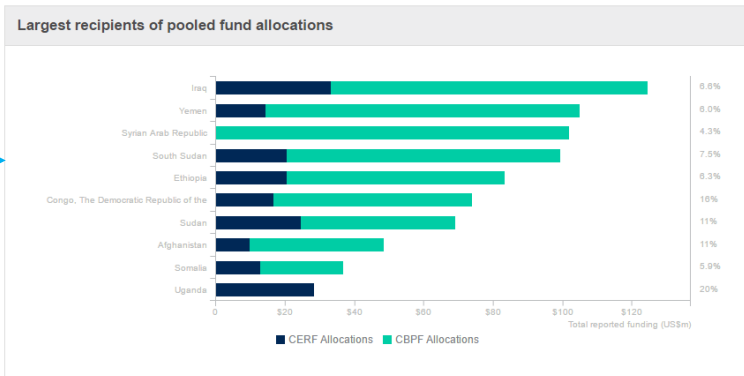
The side bar show the links to the Central Emergency Response Fund (CERF) and Country Based Pooled Funds (CBPF) pages.

The “Trend in pool funds allocations” shows the breakdown between the funding allocated by CERF and CBPF in the last 10 years.

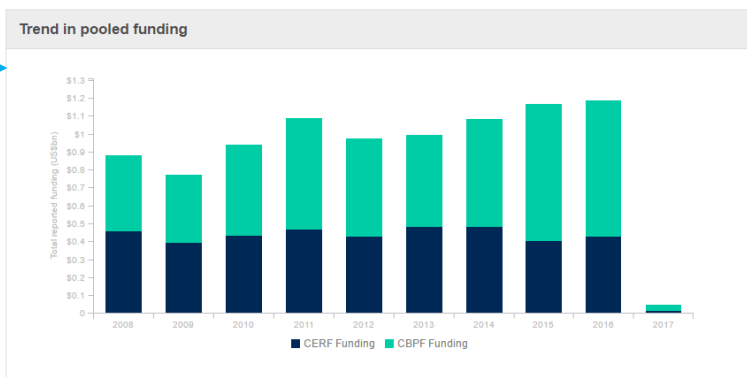


DATA AVAILABLE ON THE “BY POOL FUND PAGE” - 2

The “Largest recipients of pooled fund allocations” reports the main recipients of funds contributed by CERF and CBPF for the selected year.

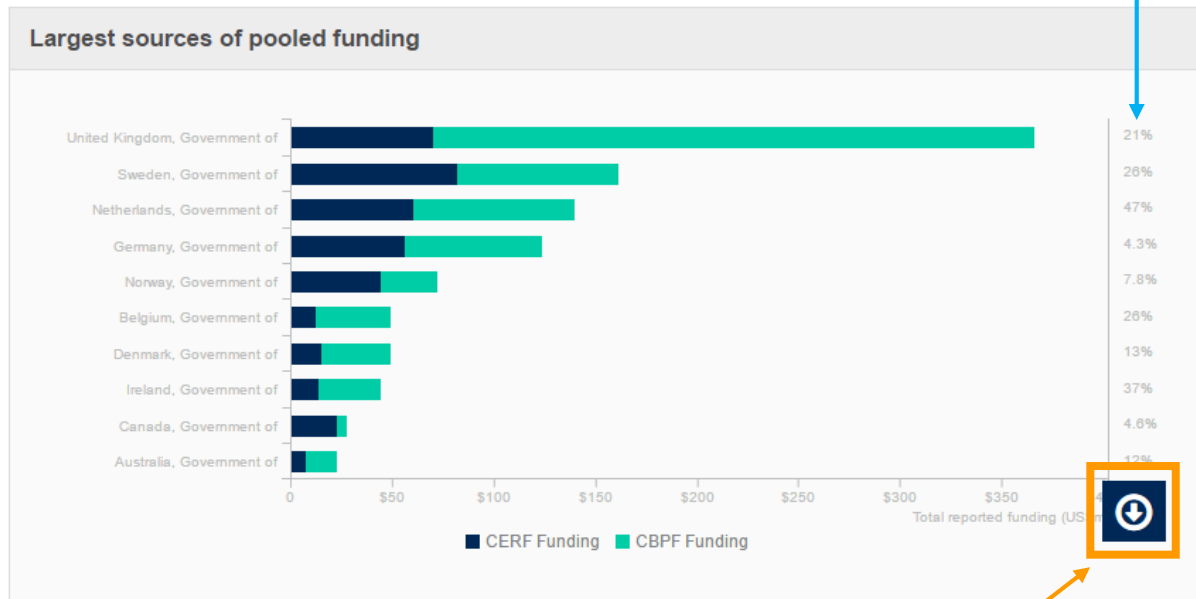


The “Trend in pooled funding” shows the funds received by CERF and CBPF in the last 10 years.



DATA AVAILABLE ON THE “BY POOL FUND PAGE” - 3

The “Largest sources of pooled funding” shows the list of the main donors for the selected year, sorted by total amount dispensed to the pool funds. The right-end column shows the weight of pool funds on the total donor funding.



Remember: hover over a pane to make the download button appear

CENTRAL EMERGENCY RESPONSE FUND (CERF) PAGE

The page shows the funding to and the funding allocated by the CERF in a specific year. By default, the page shows the current year.

You can retrieve data for a different year by selecting it from the “Year” selector.

Hover over the panes on the page to make the download button appear, then click on it to see the download menu.

The screenshot shows the Financial Tracking Service (fts) website. The main header includes the fts logo and the text "Financial Tracking Service Tracking humanitarian aid flows". A search bar is located in the top right corner. Below the header is a navigation menu with links: REPORT A CONTRIBUTION, REPORTED FUNDING, DATA SEARCH, TUTORIALS, IN FOCUS, and ABOUT FTS. The main content area is titled "Humanitarian Pooled Funds" and "Central Emergency Response Fund 2017". There are social media icons for Twitter, Facebook, YouTube, and LinkedIn. A "Summary" button is visible. A "Year" selector is set to "2017". Below this is a "CERF Snapshot 2017" section with the following data:

Funding to CERF in 2017:	US\$13,800,425
	3.2% of reported humanitarian funding
Allocations by CERF in 2017:	US\$1,107,613
	0.3% of reported humanitarian funding

A download button is visible in the bottom right corner of the snapshot section. Below the snapshot is a "Trends in reported funding" section with three download options:

- DOWNLOAD AS IMAGE (PNG)
- DOWNLOAD AS EXCEL FILE (XLS)
- DOWNLOAD AS EXCEL FILE (CSV)

NOTE: CERF receives voluntary contributions year-round to provide immediate funding to UN agencies and IOM for life-saving humanitarian action anywhere in the world.

CERF PAGE CONTENT - 1

Let's assume that you are looking for 2015 figures.

Select 2015 from the "Year" selector.

The "CERF snapshot" displays the total funding to and allocated by CERF for the selected year.

The "Largest source of CERF funding" shows CERF's largest donor organizations.

Hover over the chart to see the absolute values.

Hover over the pane to make the download button appear.

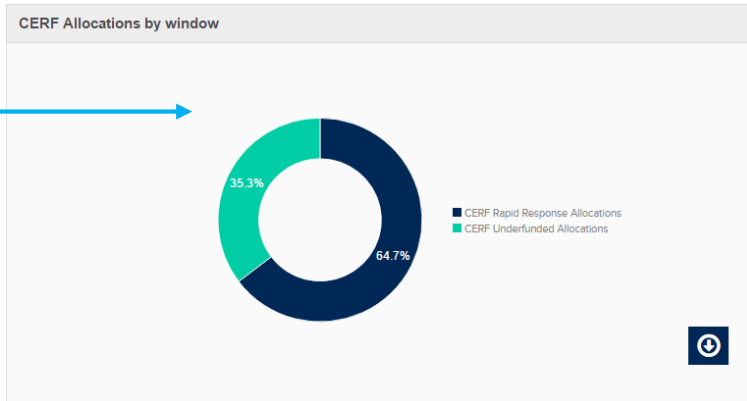
The screenshot shows the fts website interface. At the top, there is a search bar and navigation links: REPORT A CONTRIBUTION, REPORTED FUNDING, DATA SEARCH, TUTORIALS, IN FOCUS, and ABOUT FTS. The main content area is titled "Humanitarian Pooled Funds" and "Central Emergency Response Fund 2015". A "Year" dropdown menu is set to 2015. Below this, the "CERF Snapshot 2015" section displays funding and allocation data. The "Largest Sources of CERF Funding" section features a donut chart with a legend and a download button.

Category	Amount	Percentage
Funding to CERF in 2015:	US\$402,929,013	2.0% of reported humanitarian funding
Allocations by CERF in 2015:	US\$478,080,244	2.4% of reported humanitarian funding

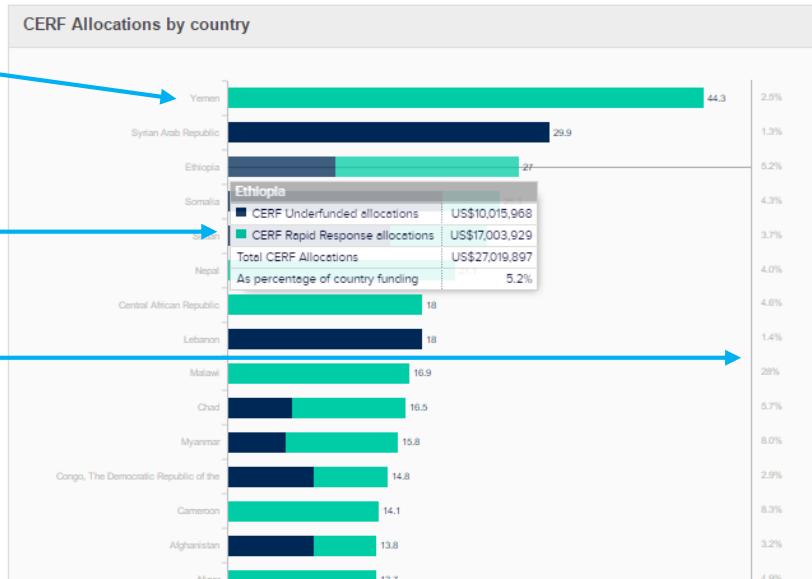
Donor Organization	Percentage	Absolute Value (US\$)
United Kingdom, Government of	20.6%	US\$83,200,500
Netherlands, Government of	14.7%	
Sweden, Government of	13.0%	
Norway, Government of	10.7%	
Switzerland, Government of	10.7%	
All other funding	10.7%	
Canada, Government of	6.1%	
Denmark, Government of	6.1%	
Ireland, Government of	6.1%	
Belgium, Government of	6.1%	

CERF PAGE CONTENT - 2

The “CERF allocations by window” chart displays the weight of Rapid Response Allocations and Underfunded Allocations on CERF’s total allocations.



“CERF allocations by country” displays the allocations to countries by Rapid Response allocations and Underfunded allocations.



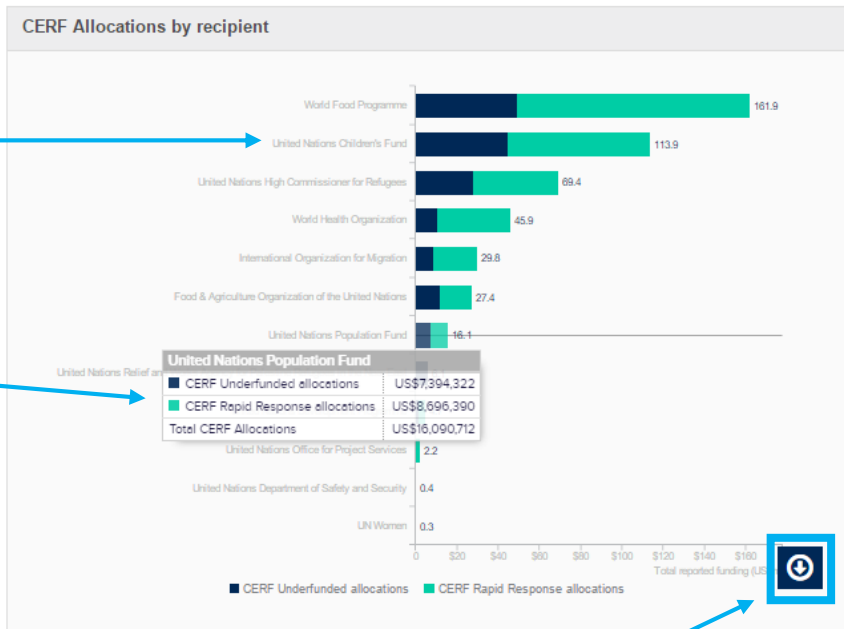
Hover over the bars to see further funding values.

The values on the right end show the percentage of CERF funds on country total funding.

CERF PAGE CONTENT - 3

“CERF allocations by recipient” displays the allocations to recipient organizations by Rapid Response Allocations and Underfunded windows.

Hover over the bars to see absolute values.



Hover over the pane to make the download button appear.

COUNTRY BASED POOLED FUNDS (CBPF) PAGE

The page shows the funding to and the funding allocated by CBPF in a specific year. By default, the page shows the summary of the current year.

You can retrieve data for a different year by selecting it from the “Year” selector.

The side bar displays the link to the CBPF GMS Business Intelligence.

fts Financial Tracking Service
Tracking humanitarian aid flows

Search FTS

REPORT A CONTRIBUTION REPORTED FUNDING DATA SEARCH TUTORIALS IN FOCUS ABOUT FTS

Humanitarian Pooled Funds

All Country-Based Pooled Funds 2016

Summary

Year 2016

External links

- [CBPF GMS Business Intelligence](#)

CBPF Snapshot 2016

Funding to CBPF in 2016:	US\$744,384,063
Allocations by CBPF in 2016:	US\$685,648,922
Number of funds operating:	18

3.3% of reported humanitarian funding
3.0% of response plan funding

CBPF Funding and Allocations

Algerian CHF	36.5
Central African Republic CHF	41.7
Colombia ERF	1.3
Congo, Democratic Republic of the CHF	57.4

NOTE: CBPF allow donors to pool their contributions to specific emergencies and can finance the relief activities of a broad range of partners, including national and international NGOs, in the planning and delivery of humanitarian response.

CBPF PAGE CONTENT - 1

Let's assume that you are looking for 2015 figures.

Select 2015 from the "Year" selector.

The "CBPF snapshot" displays the total funding to and allocated by CBPF for the selected year.

fts Financial Tracking Service
Tracking humanitarian aid flows

Search FTS

REPORT A CONTRIBUTION REPORTED FUNDING DATA SEARCH TUTORIALS IN FOCUS ABOUT FTS

Humanitarian Pooled Funds

All Country-Based Pooled Funds 2015

Summary

Year 2015

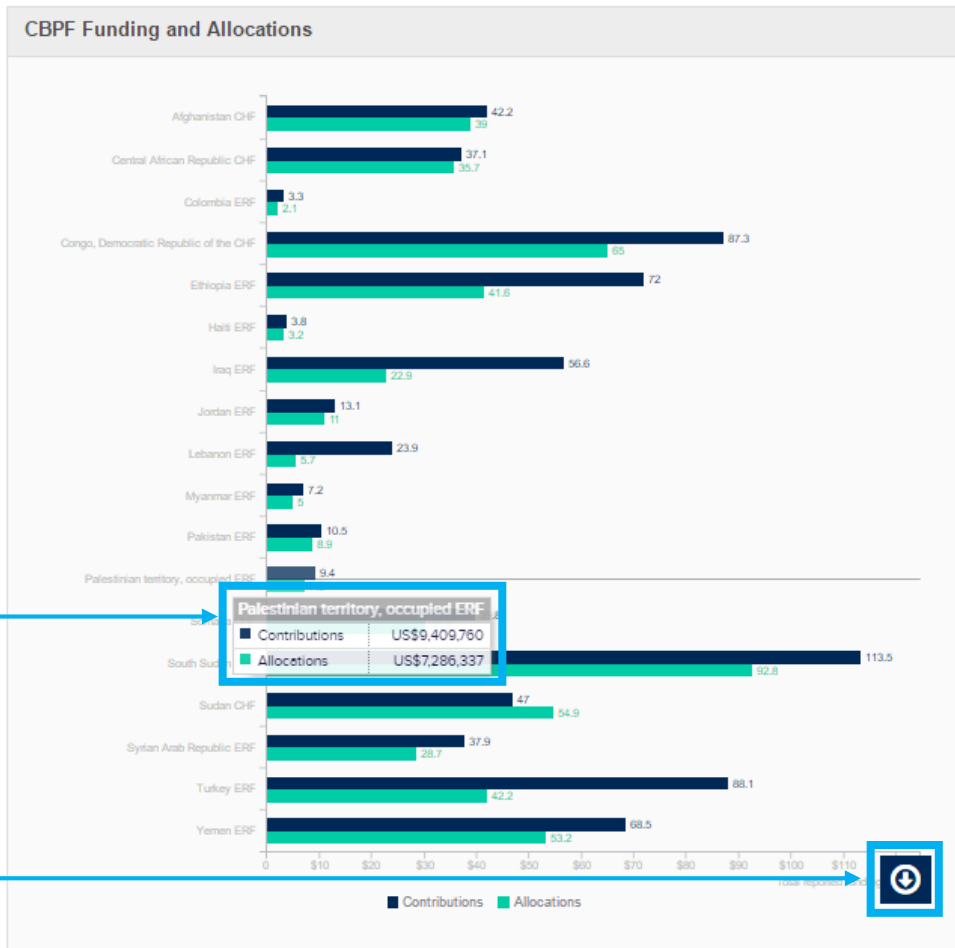
External links

- CBPF GMS Business Intelligence

CBPF Snapshot 2015	
Funding to CBPF in 2015:	US\$761,174,915 3.8% of reported humanitarian funding
Allocations by CBPF in 2015:	US\$549,367,506 2.7% of response plan funding
Number of funds operating:	21

CBPF PAGE CONTENT - 2

“CBPF Funding and Allocations” displays contributions to and allocations by country based pool funds for the selected year.



Hover over the chart to see the absolute values.

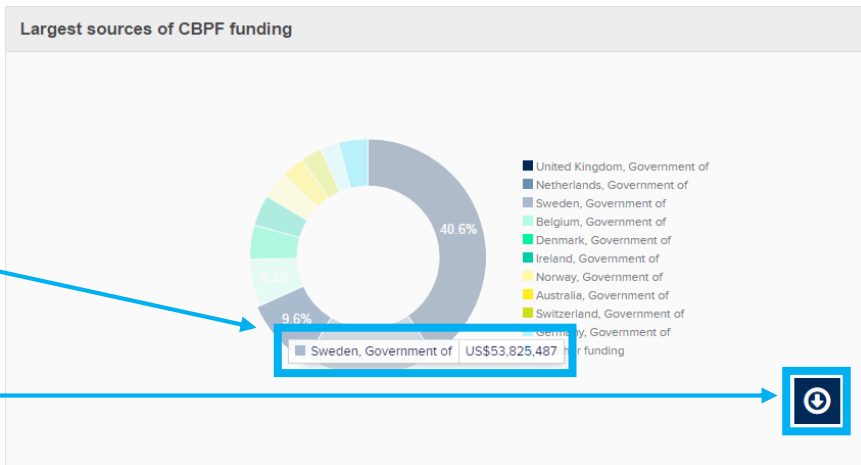
Hover over the pane to make the download button appear.

CBPF PAGE CONTENT - 3

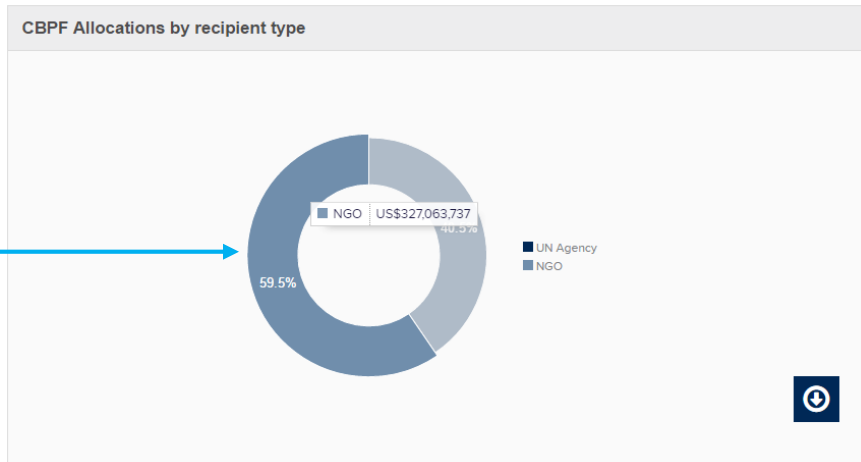
“Largest source of CBPF funding” shows largest donor organizations for the selected year (2015 in this case).

Hover over the chart to see the absolute values.

Hover over the pane to make the download button appear.



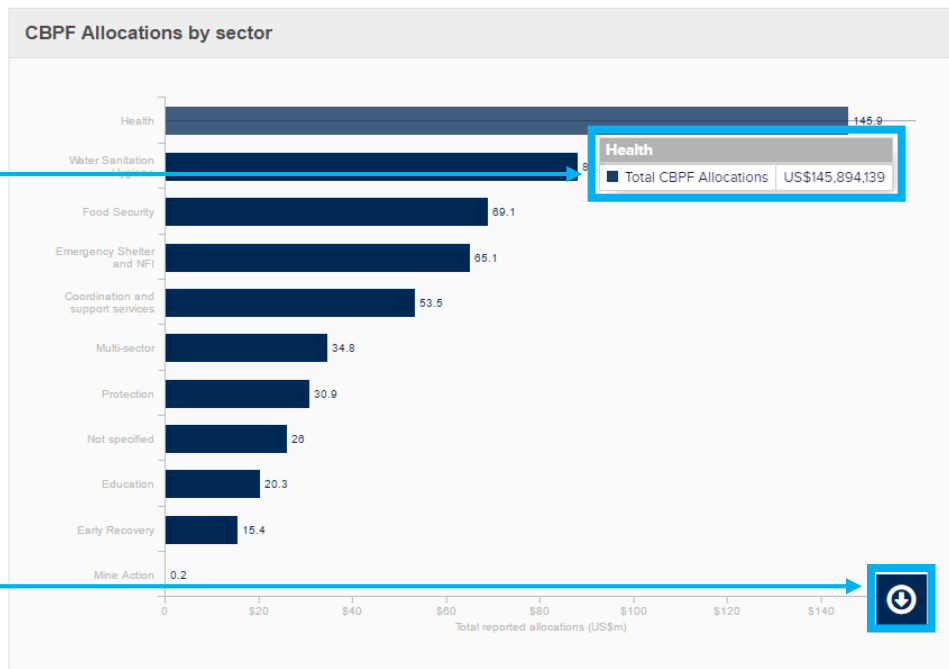
“CBPF Allocations by recipient type” displays funding allocated by CBPF by recipient organization type for the selected year (2015 in this case).



CBPF PAGE CONTENT - 4

“CBPF allocations by sector” displays the total allocations from CBPF by sector for the selected year (2015 in this case).

Hover over the chart to see the absolute values.



Hover over the pane to make the download button appear.



Thank You

Contact us at fts@un.org